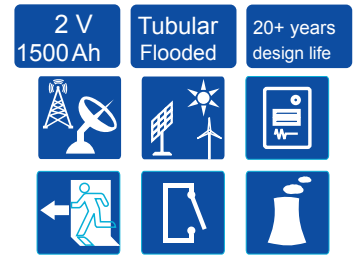


2V TUBULAR FLOODED SERIES BATTERY

The OPzS series is a traditional tubular plate flooded battery which offers 20+ years design life according to the standard IEC60896-11. With a new design and technical improvement, it offers maximum efficiency and reliability for the widest variety of applications. This series is highly suited for all standby power applications that require the highest levels and security. of reliability

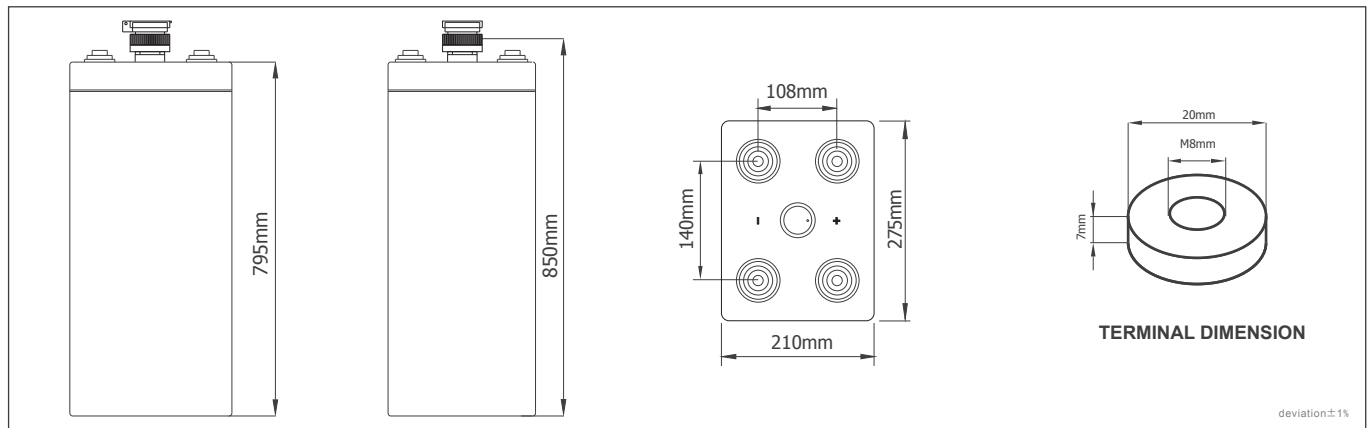


TECHNICAL SPECIFICATIONS

Nominal Voltage (V)	2
Designed Floating Life (20°C)	20+ Years
Nominal Capacity (20°C)	1500 Ah @ C ₁₀ (to 1.80Vpc)
Dimensions	L275mm×W210mm×H850mm
Approx. Weight	Without electrolyte: 71.0Kg(157lbs) With electrolyte: 98.0Kg (216lbs)
Electrolyte	Diluted sulphuric acid of 1.240 g/cm ³ (20°C) Acid weight: 27Kg
Terminal Type	Female Copper Insert M8 (torque:10~12N.m)
Internal Resistance	Approx. 0.37mOhm (fully charged @ 20°C)
Max. Charge Current	300 A
Max. Discharge Current (5S)	2500 A
Short Circuit Current	5400 A
Self Discharge	Approx. 4% per month @ 20°C
Ambient Temperature	Discharge: -25~65°C Charge: -20~65°C Storage: -15~40°C
Float Charge Voltage (20~25°C)	2.21-2.25V (-3mV /°C/ cell)
Equalize Charge Voltage (20~25°C)	2.35-2.40V (-5mV /°C/ cell)
Container Material	SAN



BATTERY DIMENSIONS



BATTERY DISCHARGE TABLE

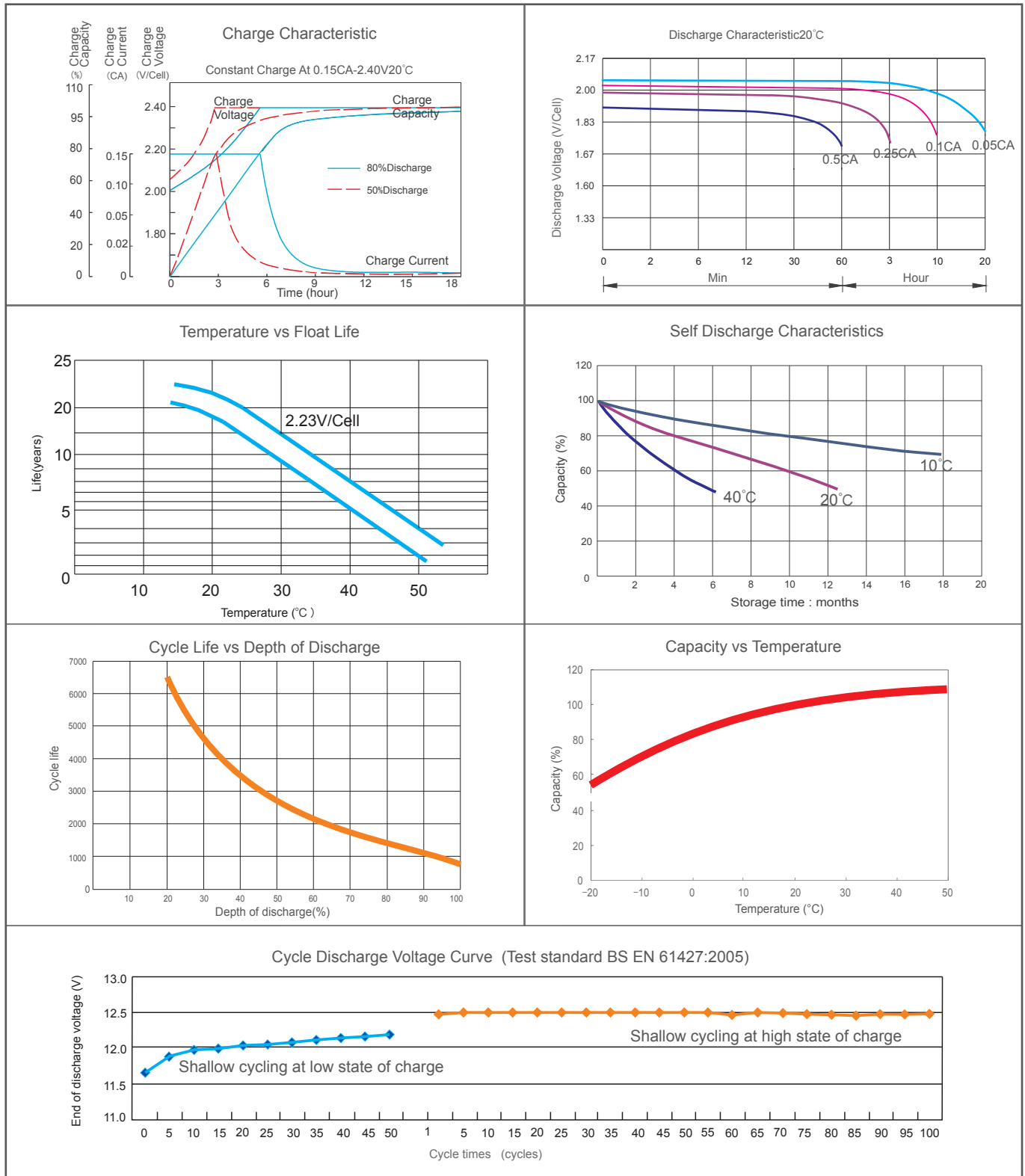
Constant Current Discharge Characteristics: Amps (20°C)

F.V./Time	5min	10min	15min	30min	1h	2h	3h	4h	5h	8 h	10 h	20h
1.90V	509	463	421	412	449	351	284	239	209	155	137	75.1
1.85V	550	527	518	515	510	389	314	264	245	164	143	78.4
1.80V	877	842	824	709	656	458	384	300	260	185	150	82.5
1.75V	1053	1010	979	811	731	495	398	312	267	188	155	86.6

Constant Power Discharge Characteristics: W/cell (20°C)

F.V./Time	5min	10min	15min	30min	1h	2h	3h	4h	5h	8 h	10 h	20h
1.90V	987	898	806	779	863	750	617	521	447	326	282	151
1.85V	1066	1023	993	968	981	848	645	579	497	356	306	165
1.80V	1702	1633	1400	1295	1286	1028	821	671	567	401	330	171
1.75V	2043	1960	1436	1304	1296	1068	869	710	593	407	344	175

CHARACTERISTICS



Long time discharge capacity for Solar & Wind applications

Capacity	C ₂₄ (Ah)	C ₄₈ (Ah)	C ₇₂ (Ah)	C ₁₀₀ (Ah)	C ₁₂₀ (Ah)	C ₂₄₀ (Ah)
OPzS2-1500	1695	1860	1950	2025	2055	2100
Final Voltage	1.85 V					

Solar & Wind applications parameters settings

Over voltage disconnect:	2.47±0.01V/cell @ 20~25°C
Regulation/equalize voltage:	2.40±0.01V/cell @ 20~25°C
Array reconnection voltage:	2.23±0.005V/cell @ 20~25°C
Float voltage setting:	2.25±0.005V/cell @ 20~25°C
Low voltage alarm voltage:	1.95±0.005V/cell @ 20~25°C
Low voltage disconnect:	1.90±0.005V/cell @ 20~25°C
Load reconnect voltage:	2.09±0.01V/cell @ 20~25°C
Temp. compensate coefficient:	-4mV/cell/°C